


2

Controsoffitti



*... un controsoffitto
non delimita, ...
modella lo spazio,
moltiplica le idee ...*

2.a Pannelli per soffitti

/Descrizione	Codice	Dimensioni mm	Pz./ conf.	mq./ conf.	conf./ pallet	Prezzo €/mq.
--------------	--------	---------------	------------	------------	---------------	--------------

PANNELLI ARMSTRONG

Gamma base



Tatra borbo dritto	FM-B-Tatra-60	600x600x15	16	5,76	36	10,38/mq
------------------------------	----------------------	------------	----	------	----	-----------------

bordo dritto	FM-B-Tatra-120	1200x600x15	10	7,20	28	10,38/mq
--------------	-----------------------	-------------	----	------	----	-----------------

bordo ribassato	FM-T-Tatra-60	600x600x15	16	5,76	36	15,20/mq
-----------------	----------------------	------------	----	------	----	-----------------



Cortega bordo dritto	FM-B-Cortega-60	600x600x15	16	5,76	36	10,38/mq
--------------------------------	------------------------	------------	----	------	----	-----------------

bordo dritto	FM-B-Cortega-120	1200x600x15	10	7,20	28	10,38/mq
--------------	-------------------------	-------------	----	------	----	-----------------

bordo ribassato	FM-T-Cortega-60	600x600x15	16	5,76	36	15,21/mq
-----------------	------------------------	------------	----	------	----	-----------------



Feria bordo dritto	FM-B-Feria-60	600x600x14	16	5,76	36	10,10/mq
------------------------------	----------------------	------------	----	------	----	-----------------

Feria non perforato	FM-B-FeriaUN	600x600x14	16	5,76	36	9,00/mq
-------------------------------	---------------------	------------	----	------	----	----------------

Gamma Prima




Dune Sahara	BP 2516 M4* Board	600x600x15	16	5,76	36	13,30/mq
--------------------	--------------------------	------------	----	------	----	-----------------

	BP 2517 M4* Board	1200x600x15	10	7,20	28	13,30/mq
--	--------------------------	-------------	----	------	----	-----------------

	BP 2518 M4* Tegular	600x600x15	16	5,76	36	16,80/mq
--	----------------------------	------------	----	------	----	-----------------

	BP 2522 M4 Tegular	1200x600x15	10	7,20	28	16,80/mq
--	---------------------------	-------------	----	------	----	-----------------

	BP 2519 M4* MicroLook	600x600x15	16	5,76	36	22,00/mq
--	------------------------------	------------	----	------	----	-----------------



Plain	BP 9587 M4* Board	600x600x15	16	5,76	36	19,00/mq
--------------	--------------------------	------------	----	------	----	-----------------

	BP 9588 M4* Board	1200x600x15	10	7,20	28	19,00/mq
--	--------------------------	-------------	----	------	----	-----------------

	BP 9589 M4* Tegular	600x600x15	14	5,04	40	22,00/mq
--	----------------------------	------------	----	------	----	-----------------

	P 9590 M4* Microlook	600x600x15	14	5,04	40	27,50/mq
--	-----------------------------	------------	----	------	----	-----------------

PANNELLI USG



Taiga SQ	FM-B-TAIGA-60	600x600x15		12,94		4,32/mq
-----------------	----------------------	------------	--	-------	--	----------------



Taiga SLT	FM-T-TAIGA-60	600x600x15		15,54		4,32/mq
------------------	----------------------	------------	--	-------	--	----------------



Taiga FL	FM-M-TAIGA-60	600x600x15		15,75		4,32/mq
-----------------	----------------------	------------	--	-------	--	----------------

60x60 liscio
bordo ribassato su T15

2.a Pannelli per soffitti

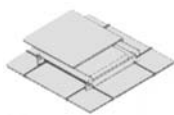
/Descrizione	Codice	Dimensioni mm	Prezzo u.m.	mq./ conf.
--------------	--------	------------------	----------------	---------------



PANNELLI USG


Radar SQ 60x60 bordo diritto	FM-B-RADAR-60	600x600x15	8,85/mq	4,32/pacco
Olympia II SQ 60x60 bordo diritto	FM-B-OLYMPIA-60	600x600x15 non perforato	10,71/mq	4,32/pacco
Olympia II SLT 60x60 bordo ribassato	FM-T-OLYMPIA-60	600x600x15 non perforato	14,28/mq	3,60/pacco
Olympia FL 60x60 bordo ribassato su T15	FM-M-OLYMPIA-60	600x600x15 non perforato	15,70/mq	3,60/pacco

PLAFONREI® 180



















Planforei 180 sp. 19 mm copriplafoniera	942 11 010	750x750	45,48/pz.	c.a. 6 Kg/m ² pz./conf. conf./pallet pz. 64/pallet
--	-------------------	---------	------------------	--

SOFIPAN® GESSO ALLEGGERITO KNAUF



Michelangelo 600 x 600 G-Michelangelo VK Verniciato Bianco sp. 16 mm	G-Michelangelo VK	600X600	12,40/mq	c.a. 9,33 Kg/m ² 8 pz./conf. 48 conf./pallet m ² 138,24/pallet
Michelangelo 600 x 600 G-Michelangelo SF Verniciato Bianco sp. 22 mm	G-Michelangelo SF	600X600	12,80/mq	c.a. 9,50 Kg/m ² 6 pz./conf. 48 conf./pallet m ² 103,68/pallet
Michelangelo 600 x 600 G-Michelangelo SF 15 Verniciato Bianco sp. 22 mm	G-Michelangelo SF 15	600X600	13,35/mq	c.a. 9,50 Kg/m ² 6 pz./conf. 48 conf./pallet m ² 103,68/pallet
Michelangelo 600 x 600 G-Michelangelo SKF 24 Verniciato Bianco sp. 30 mm	G-Michelangelo SKF 24	600X600	16,56/mq	c.a. 12,7 Kg/m ² 4 pz./conf. 48 conf./pallet m ² 69,12/pallet
Raffaello 600 x 600 sp. 16 mm	G-Raffaello VK	600X600	9,77/mq	c.a. 9,33 Kg/m ² 8 pz./conf. 48 conf./pallet m ² 138,24/pallet
Raffaello 600 x 600 sp. 22 mm	G-Raffaello SF	600X600	10,50/mq	c.a. 9,50 Kg/m ² 6 pz./conf.


2.a Pannelli per soffitti

	Descrizione	Codice Articolo	Lungh mm	Largh mm	Prezzo € per u.m.	Peso/u.m. Pz./pallet
						48 conf./pallet m ² 103,68/pallet
	Giotto 600 x 600 sp. 16 mm	G-Giotto VK	600	600	9,77/mq	c.a. 9,33 Kg/m ² 8 pz./conf. 48 conf./pallet m ² 138,24/pallet
						
	Giotto 600 x 600 sp. 22 mm	G-Giotto SF	600	600	10,50/mq	c.a. 9,50 Kg/m ² 6 pz./conf. 48 conf./pallet m ² 103,68/pallet
						
	Giotto 600 x 600 sp. 22 mm	G-Giotto SF 15	600	600	11,00/mq	c.a. 9,50 Kg/m ² 6 pz./conf. 48 conf./pallet m ² 103,68/pallet
						
	Giotto 600 x 600 sp. 22 mm	G-Giotto SKF	600	600	16,00/mq	c.a. 9,50 Kg/m ² 6 pz./conf. 48 conf./pallet m ² 103,68/pallet
						
	Donatello 600 x 600 SKF sp. 22 mm Acoustic Foro passante con applicata lana roccia 10 mm + foglio alluminio. Struttura nascosta	G-Donatello 2	600	600	29,15/mq	c.a. 9,70 Kg/m ² 6 pz./conf. 48 conf./pallet m ² 103,68/pallet
						
	Donatello 600 x 600 SKF sp. 22 mm Foro non passante Struttura nascosta	G-Donatello	600	600	18,32/mq	c.a. 9,70 Kg/m ² 6 pz./conf. 48 conf./pallet m ² 103,68/pallet
						
	Donatello 600 x 600 SF 24 sp. 22 mm Foro non passante. Struttura SF 24	G-Donatello 1	600	600	15,01/mq	c.a. 9,70 Kg/m ² 6 pz./conf. 48 conf./pallet m ² 103,68/pallet
						
	Donatello 600 x 600 SF 24 sp. 22 mm Acoustic con applicata lana roccia 10 mm + foglio alluminio. Struttura SF 24	G-Donatello ACO	600	600	22,05/mq	c.a. 9,70 Kg/m ² 6 pz./conf. 48 conf./pallet m ² 103,68/pallet


2.a Pannelli per soffitti

Descrizione	Codice Articolo	Lungh mm	Largh mm	Prezzo € per u.m.	Peso/u.m. Pz./pallet
-------------	-----------------	----------	----------	-------------------	----------------------

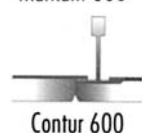
DANOLINE® GESSO RIVESTITO



Quadril Perforering Q1



Globe Perforering G1



Plaza Regula R mm 9,8x600x600	600	600	19,94/mq	10 pz./conf.
Plaza Globe G1 mm 9,5x600x600	600	600	24,14/mq	10 pz./conf.
Danotile Plaza accoppiato con pellicola spugnabile	600	600	15,77/mq	10 pz./conf.
Markant Regula	600	600	26,50/mq	10 pz./conf.
Markant Globe	600	600	27,70/mq	10 pz./conf.
Kontur Regula	600	600	34,20/mq	10 pz./conf.
Kontur Globe	600	600	35,80/mq	10 pz./conf.
Belgravia Regula	600	600	24,12/mq	10 pz./conf.
Belgravia Globe	600	600	24,80/mq	10 pz./conf.

PANNELLO IN LANA DI ROCCIA PER CONTROSOFFITTO

Pannello acustico classe 0

in lana roccia 25x600x600 finito con velo vetro
Colorato

17,44/mq

Bianco

14,04/mq

Pannello acustico classe 0

in lana roccia 40x600x600 finito con velo vetro
Colorato


27,60/mq

Bianco

19,50/mq

2.b Doghe in alluminio

Doghe Alluminio



84

Doga Alluminio 5/10

Passo 100 (10 ml/mq)

Bordo arrotondato

Scuretto aperto

Bianco

Doga

a richiesta


2,00/ml

Colorato

Doga C

a richiesta

2,30/ml



84

Doga alluminio 5/10

Passo 100 (10 ml/mq)

Bordo arrotondato

Scuretto chiuso

Bianco

Doga 85

a richiesta

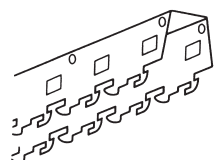
2,30/ml

Colorato

Doga 85C

a richiesta

3,00/ml



Traversina portante

Zincata

Trav

4000

2,30/ml

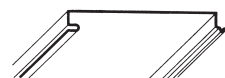
Nera

(1 ml/mq)

Trav N

4000

2,51/ml



Doga alluminio x esterno

bianco 6x10

Passo 200

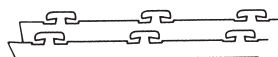
(5 ml/mq)

A richiesta

Passo 300 8/10 bianco

(3,33 ml/mq)

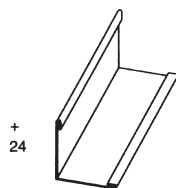
A richiesta



Traversina in alluminio

per doghe da esterno

6,20/ml



+
24

Profilo perimetrale L

in alluminio 20x24

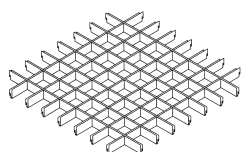
Bianco

2,59/ml

2.c Pannelli alluminio

Descrizione	Codice Articolo	Lungh mm	Largh mm	Prezzo € per u.m.	Peso/u.m. Pz./pallet
-------------	-----------------	----------	----------	-------------------	----------------------

Grigliato in alluminio



Grigliato in alluminio 5/10 H 40

Base 10 da assemblare

Bianco cm 60x60

Maglia 30x30

Griglia 30

600

600

147,10/mq

Maglia 50x50

Griglia 50

600

600

76,61/mq

Maglia 75x75

Griglia 75

600

600

53,50/mq

Maglia 100x100

Griglia 100

600

600

36,92/mq

Assemblaggio 15/25% in rif. alla maglia

Grigliato in alluminio 5/10 H 40

Base 15 Preassemblato

Bianco cm 60x60

in appoggio su struttura T15

Maglia 30x30

Cellio 30

160,00/mq

Maglia 50x50

Cellio 50

99,00/mq

Maglia 75x75

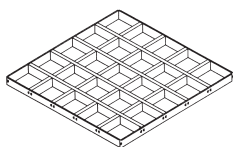
Cellio 75

72,00/mq


Maglia 100x100

Cellio 100

56,80mq



Pannelli alluminio



Pannello in alluminio 5/10 BIANCO

cm 60x60

Bordo dritto

Liscio

25,50/mq

Forato compreso TNT adesivo fonoassorbente

Bordo dritto

34,60/mq

Bordo ribassato

Liscio

26,00/mq

Forato compreso TNT adesivo fonoassorbente

Bordo ribassato

35,00/mq

Pannello in alluminio 5/10 SILVER

cm 60x60

Bordo dritto

Liscio

26,80/mq

Forato compreso TNT fonoassorbente

Bordo dritto

36,60/mq

Liscio

Bordo ribassato

28,00/mq

Forato compreso TNT fonoassorbente

Bordo ribassato

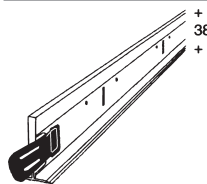
39,10/mq

2.c Pannelli alluminio

Descrizione	Codice Articolo	Lungh mm	Largh mm	Prezzo € per u.m.	Peso/u.m. Pz./pallet
-------------	-----------------	----------	----------	-------------------	----------------------

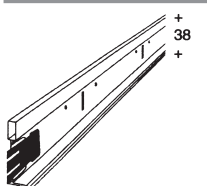
ORDITURE PER SOFFITTI

Profilo portante T 24



Profilo portante T 24/38 bianco 3700	FM 243700	3700	24	2,10/ml	c.a. 0,38 Kg/m 20 pz./conf.
--	-----------	------	----	----------------	--------------------------------

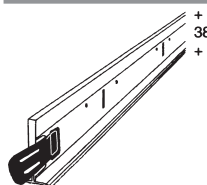
Profilo trasversale T 24



Profilo trasversale T 24 bianco 1200	FM 241200	1200	24	2,10/ml	c.a. 0,38 Kg/m 60 pz./conf.
--	-----------	------	----	----------------	--------------------------------

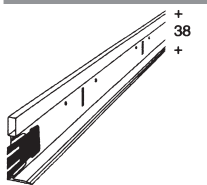
Profilo trasversale T 24 bianco 600	FM 24600	600	24	2,10/ml	c.a. 0,38 Kg/m 60 pz./conf.
---	----------	-----	----	----------------	--------------------------------

Profilo portante T 15



Profilo portante T 15/38 bianco 3700	FM 153700	3700	15	2,22/ml	c.a. 0,38 Kg/m 20 pz./conf.
--	-----------	------	----	----------------	--------------------------------

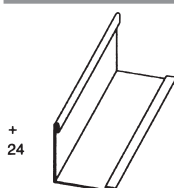
Profilo trasversale T 15



Profilo trasversale T 15 bianco 1200	FM 151200	1200	24	2,22/ml	c.a. 0,38 Kg/m 60 pz./conf.
--	-----------	------	----	----------------	--------------------------------

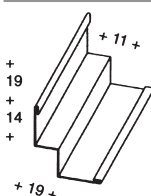
Profilo trasversale T 15 bianco 600	FM 15600	600	24	2,22/ml	c.a. 0,38 Kg/m 60 pz./conf.
---	----------	-----	----	----------------	--------------------------------

Profilo perimetrale L 20/24



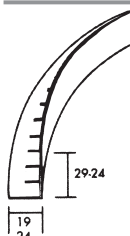
Profilo perimetrale 20/24 bianco	FM/L	3000	20x24	1,82/ml	c.a. 0,18 Kg/m 40 pz./conf.
--	------	------	-------	----------------	--------------------------------

Profilo perimetrale doppia L



Profilo perimetrale doppia LFM/2L bianco		3000		4,00/ml	c.a. 0,24 Kg/m 30 pz./conf. 30 conf./pallet
--	--	------	--	----------------	---

Cornice Flessibile

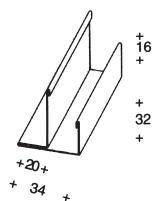


Cornice flessibile rivestita in PVC, lunghezza 2500 mm Super-bianco 19x29 mm	CF 24W	2500		21,34/ml	
--	--------	------	--	-----------------	--

2.d Orditure e accessori

Descrizione	Codice Articolo	Lungh mm	Largh mm	Prezzo € per u.m.	Peso/u.m. Pz./pallet
-------------	-----------------	----------	----------	-------------------	----------------------

Profilo a F per velette



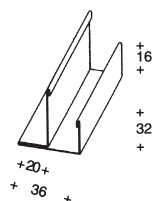
Profilo a F per velette
Per pannelli sp. 13 mm.

F8

3200

5,35/ml

c.a. 0,35 Kg/m
30 pz./conf.



Profilo a F per velette
Per pannelli sp. 15 mm.

F10

3200

6,14/ml

c.a. 0,35 Kg/m
30 pz./conf.

ACCESSORI PER SOFFITTI

Gancio di sospensione



Gancio di sospensione
con molla
per profilo 24/38 mm
e 15/38 mm

Gancio

0,84/pz

c.a. 2,5 Kg/conf.
100 pz./conf.

Clip perimetrale



Clip antisollevamento
per pannelli sp. 15/18 mm

Clip L15

0,14/pz

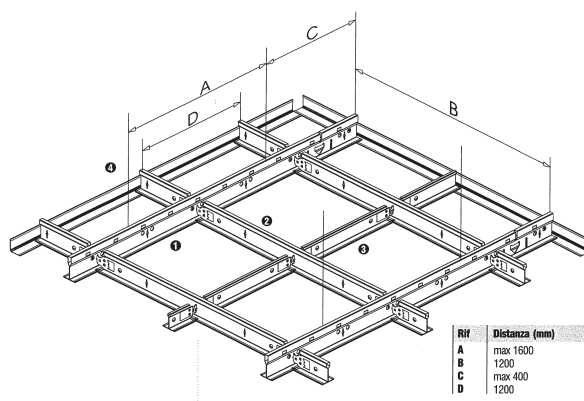
c.a. 1,0 Kg/conf.
500 pz./conf.

Schede tecniche

Descrizione	Codice Articolo	PZ/mq		ML/mq	
		Modulo 60x60	Modulo 60x120	Modulo 60x60	Modulo 60x120

Quantitativi di profilo DX24 necessari per la realizzazione di 1 mq di soffitto

1	Portante	FM243700	0,23 pz	0,23 pz	0,84 ml	0,84 ml
2	Intermedio lungo	FM243700	1,40 pz	1,40 pz	1,67 ml	1,67 ml
3	Intermedio corto	FM243700	1,40 pz	-	1,67 ml	-
4	Sospensioni	-	1,00 pz	1,00 pz	1,00 pz	1,00 pz



Portanti	Profili		Interasse portanti in mm	Distanza tra le sospensioni (mm)			
	Intermedi			1000	1200	1400	1600

Carichi ammissibili ripartiti per Kg/mq

Fenomeni di freccia ammissibili fino a 4 mm massimo (pari a 1/300e) secondo normativa NF P 68 203-1 e NF P 203-2 (rif. DTU 58-1)

FM243700	600	600	26,0	22,0	18,0	10,0
FM243700	1200	1200	8,0	8,0	6,0	4,0
FM243700	1200	1200	11,0	11,0	9,0	5,0
FM243700	1200	1200	15,0	15,0	10,0	6,0
FM243700	600	600	18,0	16,0	12,0	-
FM243700	1200	1200	8,0	8,0	6,0	-
FM243700	1200	1200	9,0	8,0	6,0	-

La distanza tra le sospensioni di mm 1.200 è la più frequente nelle installazioni di sistemi di strutture per controsoffitti.

